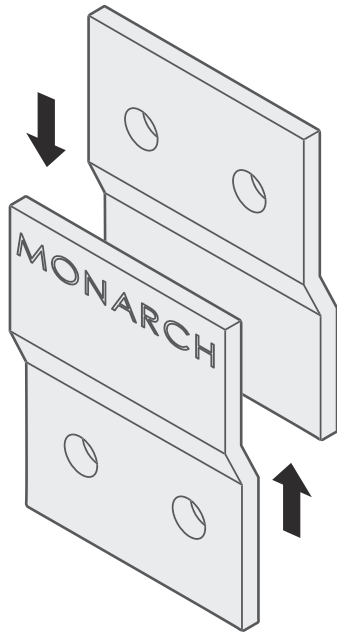


MONARCH Z CLIPS

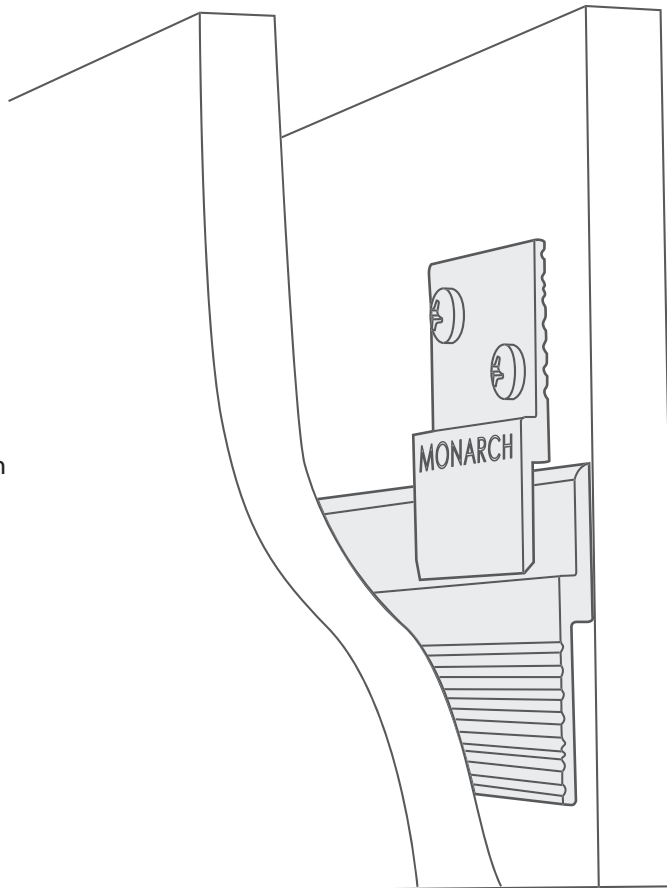
Overview



Monarch Metal has provided the fastest and easiest method to mount wall panels, signs, art work and more for close to 25 years.

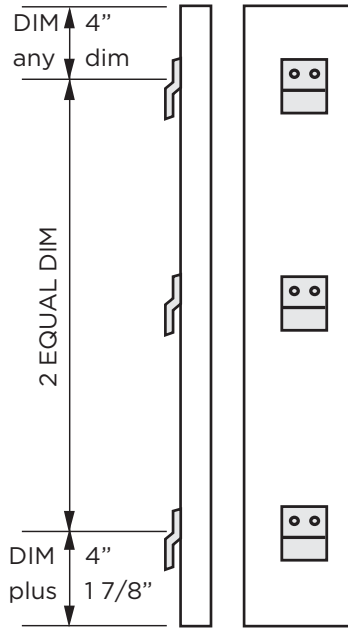
The key advantages of the Monarch Z Clip system are:

- Simplicity of installation
- Strength and security of the mounting
- No visible screws or nails on the surface of the mounted panel



MONARCH Z CLIPS

Standard Z Clips



For a typical 8' high x 4' wide panel, customers mount the continuous lengths along the wall at 3 different heights parallel with the floor. These are secured to studs at 16" on center or to blocking at 8" on center. The shorter panel clips are secured to the back of the panel every 12-15" horizontally.

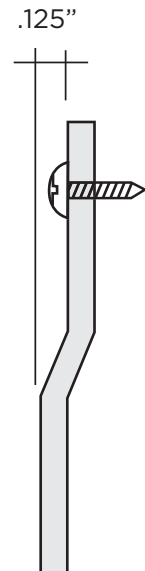
To match fastener locations on the panel with those on the wall a single template can be used or one can use a story pole.

Installation of the panel is accomplished by simply dropping the panel onto the continuous lengths mounted along the wall.

For a video of an installation, please visit our web-site at MonarchMetal.com

Monarch recommends a #8 Pan Head thread screw for attaching the shorter panel clips to the back side of MDF or particle board panels, and stocks these in 1/2", 5/8" and 3/4" lengths.

The important constraint to remember for using the Monarch Z Clip system is that the height of the head of the screw must be less than .125" for our standard Monarch Z Clips.



MONARCH Z CLIPS

Standard Z Clips

MF375 - 3/8" Lift Off Clip

Available size:

- 2" Panel Clips
- 72" Continuous length
- 144" Continuous length
- Custom cut

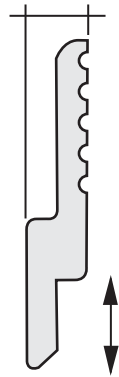
Features

- 1/2" minimum clearance between top of the panel and finished ceiling
- 6063 Alloy Aluminum

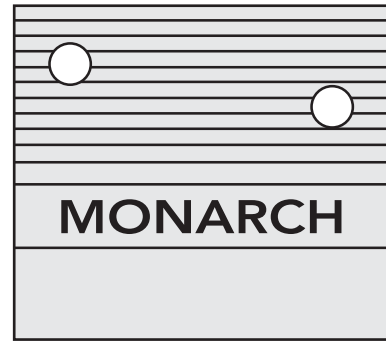
Part Number

- MF375

1/4" Projection

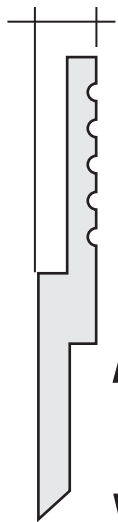


3/8" Lift off

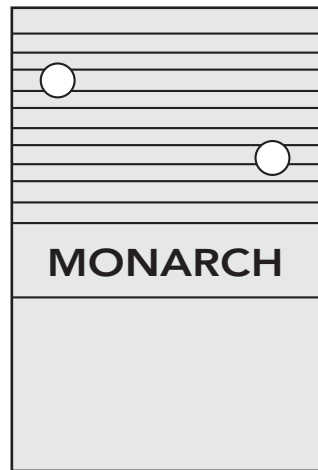


2" Length

.200" Projection



5/8" Lift off



1 1/2" Length

MF625 - 5/8" Lift Off Clip

Available size:

- 1 1/2" Panel Clips
- 72" Continuous length
- 144" Continuous length
- Custom cut

Features

- 3/4" minimum clearance between top of the panel and finished ceiling
- 6063 Alloy Aluminium

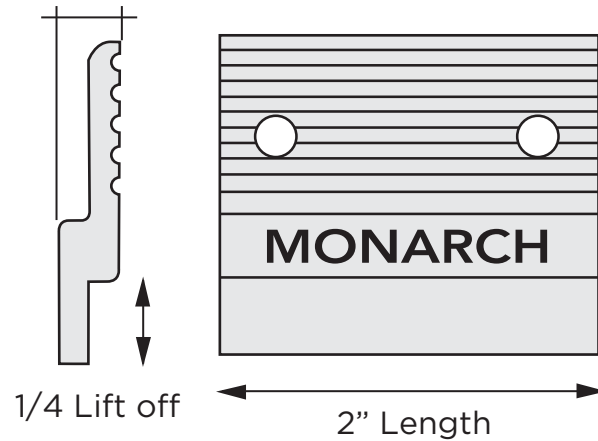
Part Number

- MF625

MONARCH Z CLIPS

Specialty Z Clips

1/4 Projection



1/4" Lift Off Clips

Available size:

- 2" Panel Clips
- 72" Continuous length
- 144" Continuous length
- Custom cut

Features

- 1/4" lift off permits 3/8" minimum clearance between the top of the panel and the finished ceiling

Part Number

- MF250

Even Hole MF375 Clip

Available size:

- 2" Panel Clips
- 72" Continuous length
- 144" Continuous length
- Custom cut

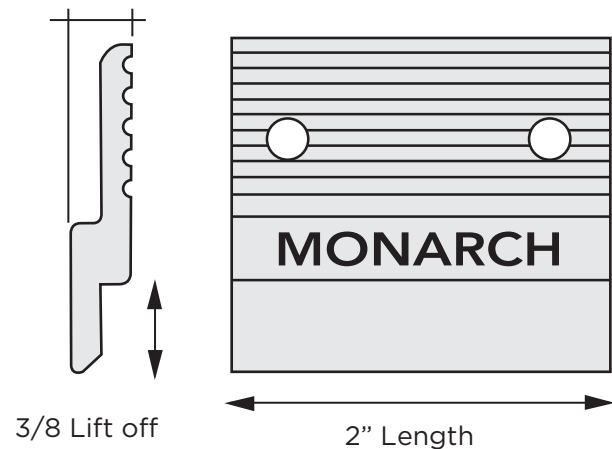
Features

- In line holes for 50% increase in panel processing speed
- 32mm hole spacing for line boring equipment

Part Number

- MF375 Even

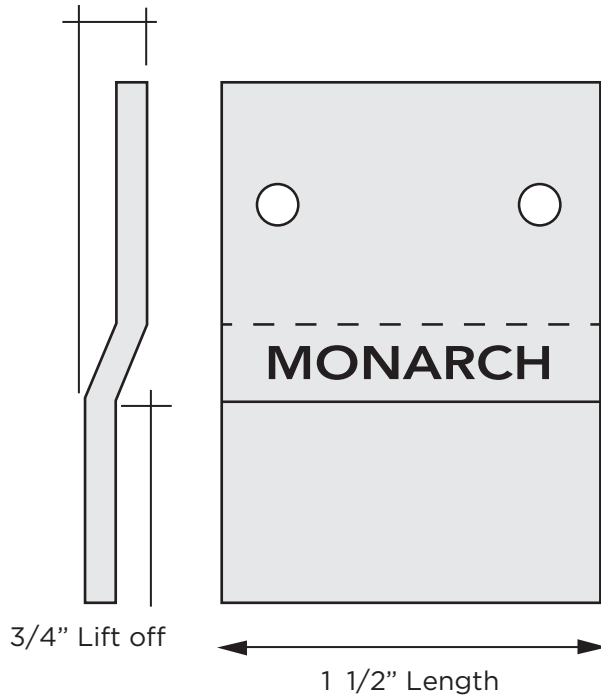
1/4 Projection



MONARCH Z CLIPS

Stainless Steel Z Clips

1/4" Projection



Available size:

- 1 1/2" Panel Clips
- 48" continuous length
- Custom cut

Features

- Suitable for wet or outdoor applications and resistant to rust
- Standard in 304 alloy 11 gauge stainless steel and available in 316 alloy Marine Grade 11 gauge stainless steel
- High strength stainless steel has up to 90,000 psi tensile strength
- Same quick and easy installation as other Z clips